

STOCK ADVENT CALENDARS

various stock designs of different advent calendar styles

Our clear plastic trays are 100% recyclable including from home

PAGE 2 Self-Fillable Advent Calendars, designs - (AA_2551 / AH_1978)

(Pre-Printed Outer with Recyclable Vacuum Formed Tray)

PAGE 3 Small & Large Self-Fillable - technical information - (AA_2551 / AH_1978)

PAGE 4 Printed trays with Pull Out Boxes x 3size of inner box - (AB_05-12, AB_05-24)

PAGE 5 Printed trays with Pull Out Boxes - technical information - (AB_05-12, AB_05-24)

PAGE 6 Top Ten tips for designing custom advents

**Note: All elements are supplied
flat in bulk for self-assembly**

STOCK ADVENT CALENDARS

Pre-printed outers supplied with self-fillable vacuum formed tray
 (recyclable vacuum formed tray insert made out of rpet, which contains
 at least 70% recycled content and then is itself fully recyclable)

Our clear plastic trays are 100% recyclable including from home



Swish design

Available in small and large size



Floral design

Available in small size



Red design

Available in small size



Numbered design

Available in small size



Dog design

Available in small and large size



Cat design

Available in small size



Icon design

Available in small and large size

**Note: All elements are supplied
 in bulk for self-assembly**



Small Advent Calendar (AA_2551)

Quantity
of 50

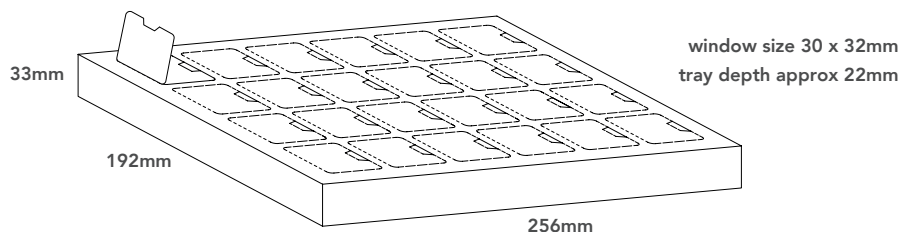
£168.50

Quantity
of 100

£260

Quantity
of 250

£544.50



Extras

To print logo only, in one position - add **£147** to above prices



Corrugated mailing outers (supplied in bulk):

50 at **£64.50**

| 100 at **£122.50**

| 250 at **£284.50**

Prices include UK Delivery and VAT

Large Advent Calendar (AH_1978)

Quantity
of 50

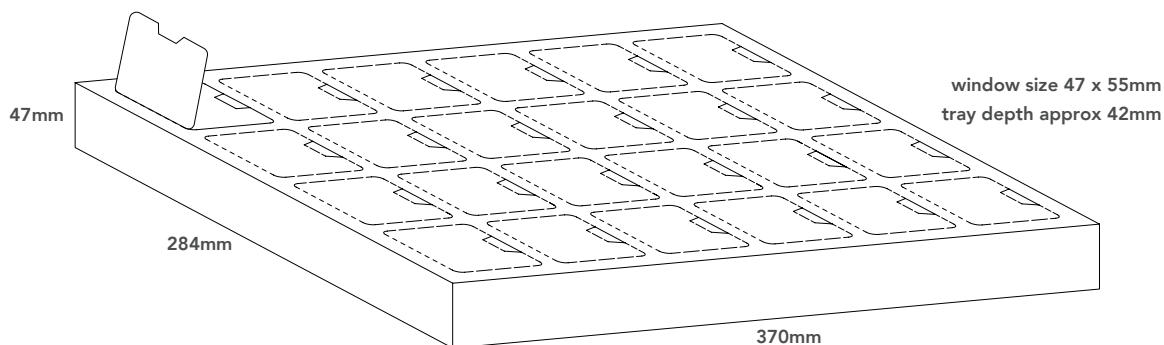
£265

Quantity
of 100

£480

Quantity
of 250

£1170



Extras

To foil block a one colour logo in one position (approx 80 x 80mm) - add the following to the above large calendar prices

+ £190 for 50

| **+ £245** for 100

| **+ £270** for 250

Prices include UK Delivery and VAT

Custom print designs available in both sizes from **50 to 10,000+**

STOCK ADVENT CALENDARS

Pre-Printed Trays and Boxes , various designs

Stock Luxury Advent Calendar with 12 Boxes (AB-05/12)



Christmas 'Jumper' Pattern
 supplied flat for self assembly



Joy, Peace & Love
 supplied flat for self assembly

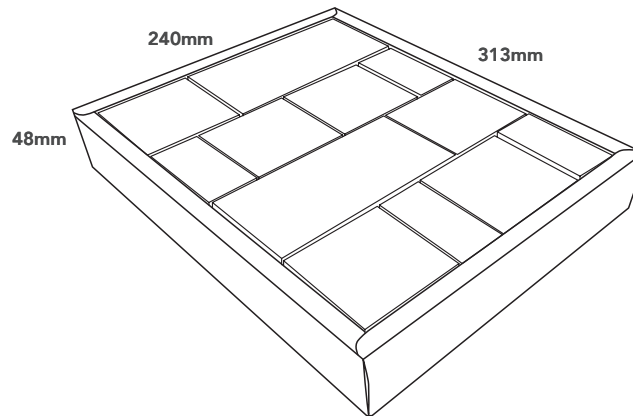
Stock Luxury Advent Calendar with 24 Boxes (AB-05/24)

Christmas 'Jumper' Pattern
 supplied flat for self assembly

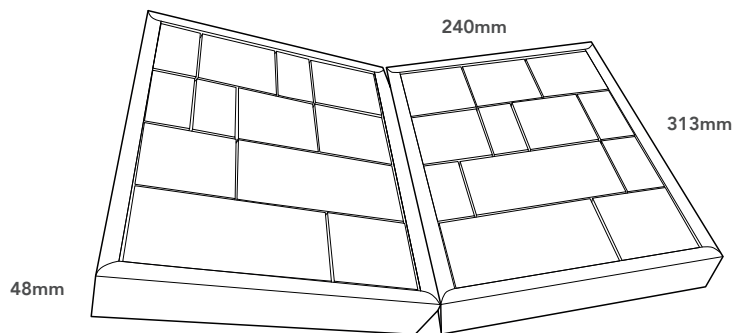


Joy, Peace & Love
 supplied flat for self assembly

Note: All elements are supplied flat in bulk for self-assembly

**Stock Luxury Advent Calendar with 12 Boxes** (AB-05/12)**Box sizes:**

34x70x43mm - 4 of these,
 70x70x43mm - 6 of these,
 140x70x43mm - 2 of these

Stock Luxury Advent Calendar with 24 Boxes (AB-05/24)**Box sizes:**

34x70x43mm - 8 of these,
 70x70x43mm - 12 of these,
 140x70x43mm - 4 of these

Quantity
of 25
£475

Quantity
of 50
£775

Quantity
of 100
£1,235

Quantity
of 250
£2,625

Extras

Bespoke Printed Sleeve, supplied flat in bulk for self-assembly

25 at **£183**

50 at **£183**

100 at **£199**

250 at **£208**

Extras

Corrugated mailing outers (supplied in bulk):

25 at **£57**

50 at **£108**

100 at **£184**

250 at **£371**

Prices include UK Delivery and VAT

Custom print designs available in both sizes from **25 to 10,000+**

**Note: All elements are supplied
flat in bulk for self-assembly**

Top tips for designing your custom Advent Calendar

- 1 The lower the quantity the higher the unit price as you don't benefit from economies of scale. If producing a custom size advent calendar you will have to pay cutting forme costs or vac forme tooling costs. If you normally buy mass produced advent calendars that are generic remember that they will have produced 1000's so the unit price will be low even with a complicated design.
- 2 If you require a small quantity of advent calendars buying a stock size will be most cost effective. At Create-This we have some pre-printed advent calendars which will be the most cost effective option. The next option would be to print your own design on a stock size advent calendar.
- 3 The more complicated the advent calendar style the more expensive. Drawer style advent calendars seem to be very popular but the unit cost is high – if you imagine for 100 advent calendars you would need 100 outers and then 2400 or 2500 drawers or cartons.
- 4 Start thinking about your advent calendars as early as possible, if you leave it too late you may be disappointed. At Create-This we work on advent calendars constantly with deliveries all year round. It's never too early to start thinking about advent calendars.
- 5 If you are having a bespoke calendar allow plenty of time for the design and sampling process.
- 6 If you want a cost effective graphic design think about buying an image from one of the large image companies like Shutterstock and adapt that. Make sure it's a high enough resolution otherwise the printed result won't be great.
- 7 If you are using your advent calendar as a means of revenue make sure you work out what sale price you can realistically get. Then work out all the costs including graphic design, production of the advent calendar and fitments, production of the outer if needed, cost of contents, cost of fulfilment and cost of shipping. At Create-This this we design advent calendars that you can fulfil yourselves. This will save outside costs but how much time would it take you to do the fulfilment? Is getting them supplied as a finished item a more cost effective use of your time?
- 8 Advent calendars are now used to hold all different kinds of contents and are used for all different kinds of celebrations and events from Christmas, Diwali, Ramadan, Weddings, events etc. Decide what your calendar will be used for.
- 9 If you are buying a custom made advent calendar in size and print then to get prices you need to tell us the dimensions of the items, the quantity and any branding requirements. If your quantity is low but you think it may be successful it's worth looking into not printing the year on the calendar and printing a larger quantity and holding stock, as this will reduce your unit price.
- 10 There are different types of fitments for advent calendars. At Create-This this we mainly use corrugated or vacuum formed trays for the fitments, the style of fitment we advise will depend on the quantity and dimensions of your calendar. The vacuum formed trays we use are made of rPET and are recyclable. Although we will advise on the fitments think about what others in your market sector have used.
- 11 Always make sure you have a pre-production sample of the advent calendar outer and the fitment or tray. You then need to insert your contents and check the items fit as required and do not move in transit.
- 12 Think about how you are going to distribute your calendar. Do you need a mailing, courier outer? If so if you can't find a stock outer you may need a custom outer made for you as if the outer is too large or not strong enough your advent calendar may get damaged.
- 13 Do at least one mailing/shipping test with all the contents in the outer you will be using and make sure the advent calendar arrives at its final destination in good condition.